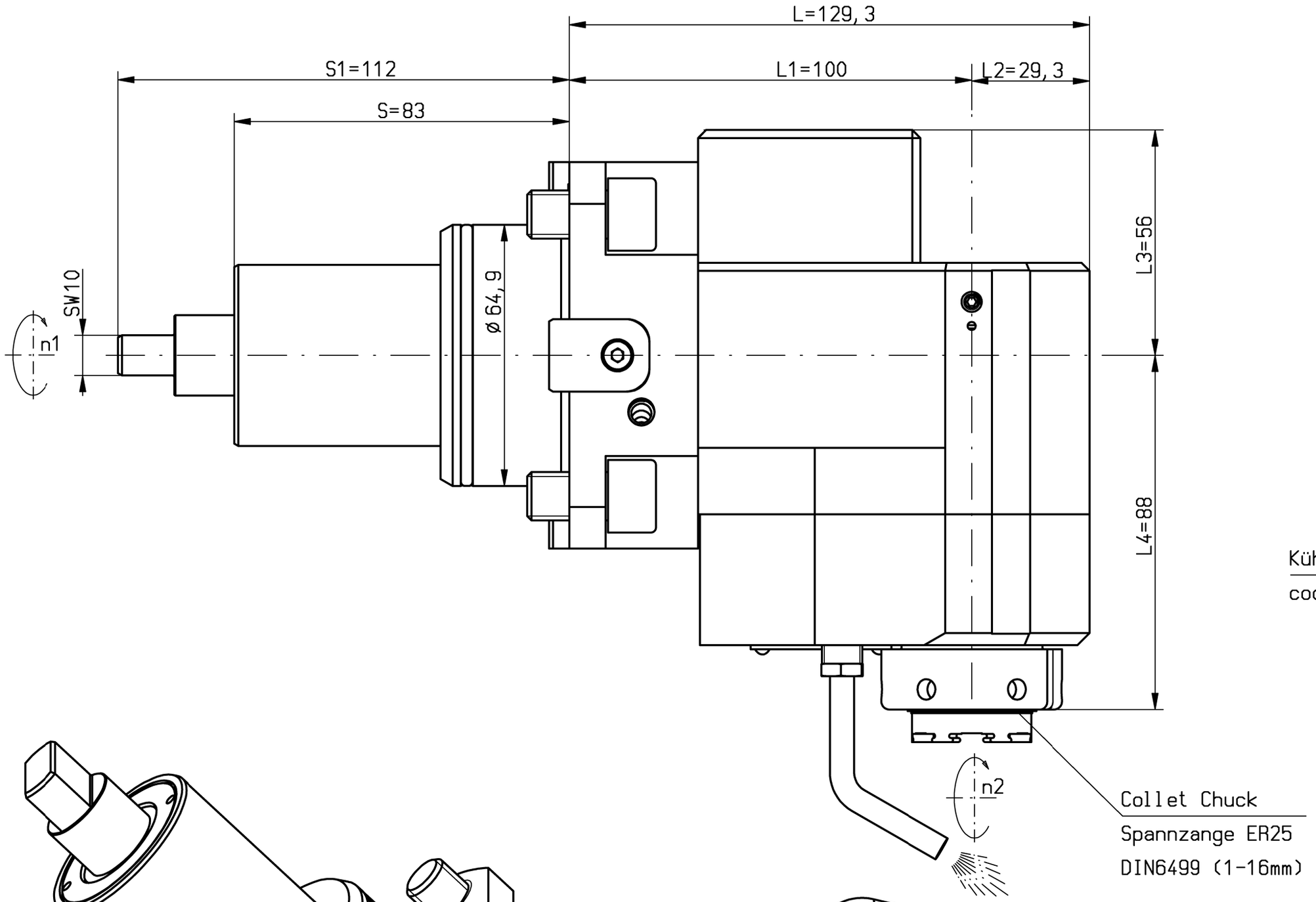

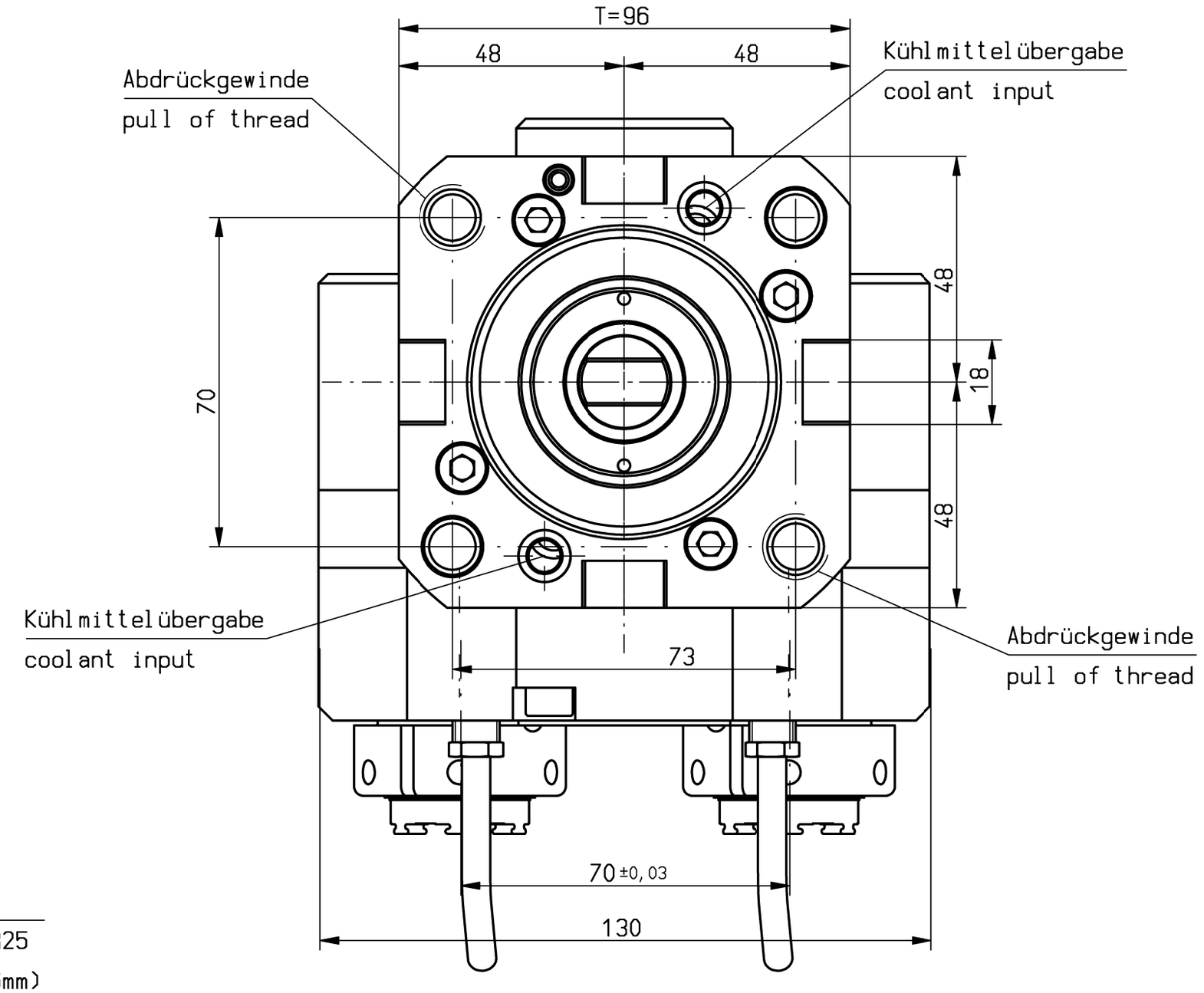

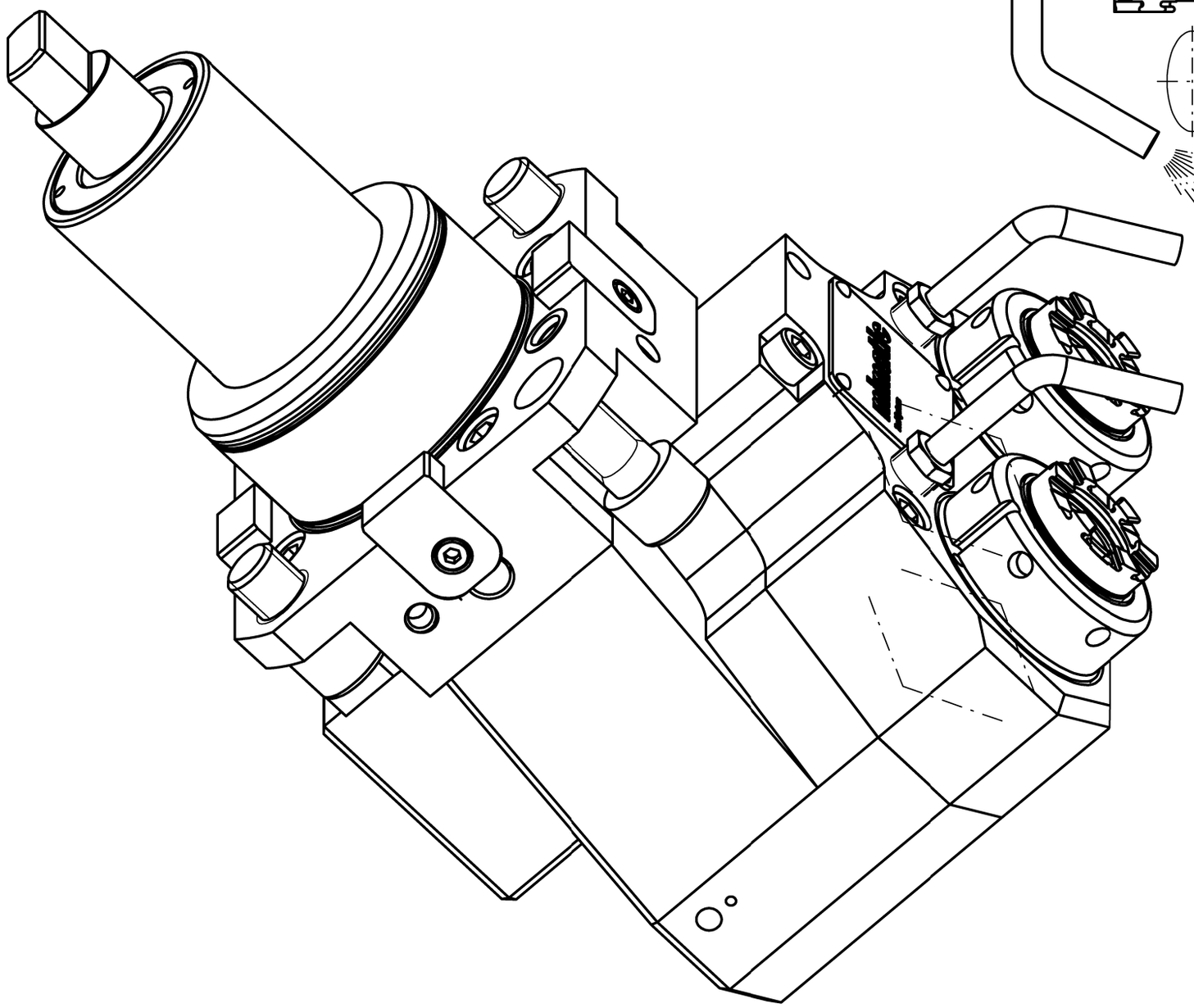

Trockenlauf bei ausreichender Abkühlphase konstant möglich.
keine Druckluft im Kühlmittel-Sytem zulässig
Max. Werkzeugtemperatur 90°C
continuous dry run possible with sufficient cooling phase.
no compressed air allowed in the cooling-system
Max. tool temperature 90°C.

n1(max) = 6500 U/min
n2(max) = 6500 U/min
M (max) = 30 Nm
i(n1/n2) = 1 : 1
p(max) = 70bar
Filterfeinheit: max. 0,05mm
grade of filtration: max. 0,05mm

keine Drehrichtungsumkehr
direction of rotation not reversal

Kühlmittelzufuhr i.K. durch die Spindel
und e.K. über Spritzrohr
internal coolant supply through the spindle
and external coolant supply through pipes

Ausführung für Haupt- und Gegenspindel
Typ for main-spindle and sub-spindle

Gewicht ca. 7,4kg
weigth around 7,4kg

A203836	ID-Nr.			Allg.Tol. ISO 2768-mK	ZWN-BL	Maßstab 1:1	24203551
	manuelle Änderung			17.07.2024		Werkstoff: Maßblatt	
					Datum	Name	mimatic® Tool Systems
				Bearb.	17.07.2024	Holzheu	mimatic 87488 Betzigau – Westendstraße 3
				Gepr.	17.07.2024	Holzheu	GmbH Tel.: 0831/57444-0 Fax.: -90
				F/M/Q			
				CAD: C:00184543.SZA			
				Zeichnungs-Nr.: 00063540		AGW-BMT-L-65-ER25-I-100 1:1 L1=100 S1=112 A70	Blatt Bl.
Zust.	Änderung	Datum	Name	Urspr. 00063528		Ers. f.:	Ers. d.: Plotserver

It is strictly prohibited to copy, reproduce or develop these drawings to third persons without having our written permission. A copyright violation involves a claim for damages and is indictable if it is premediative done. - Only for Information. Will not be replaced if changed!