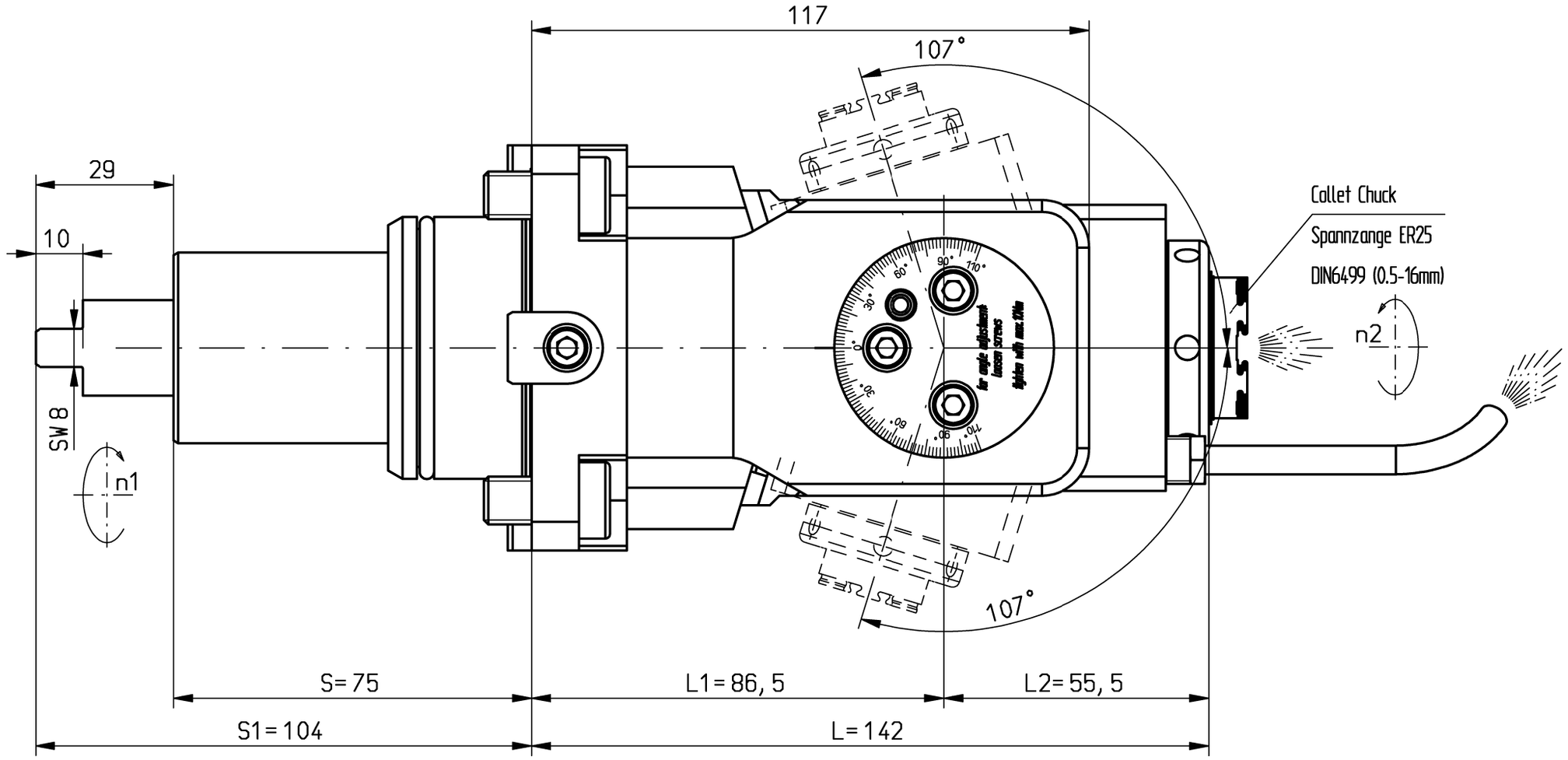

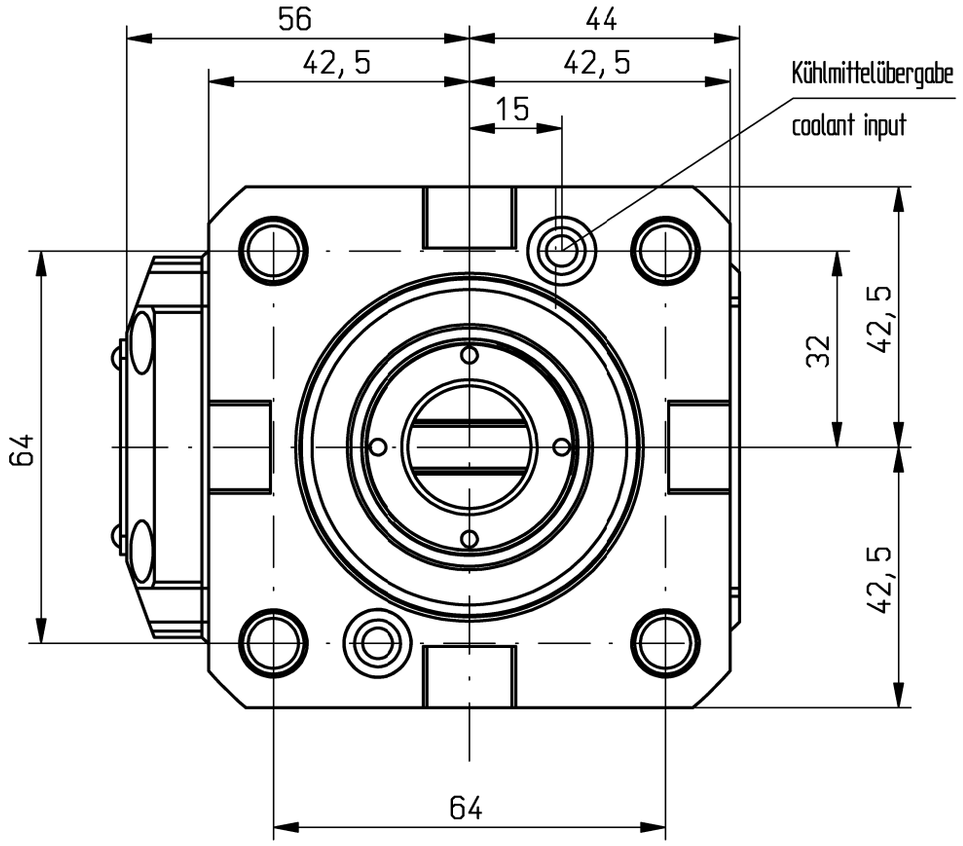

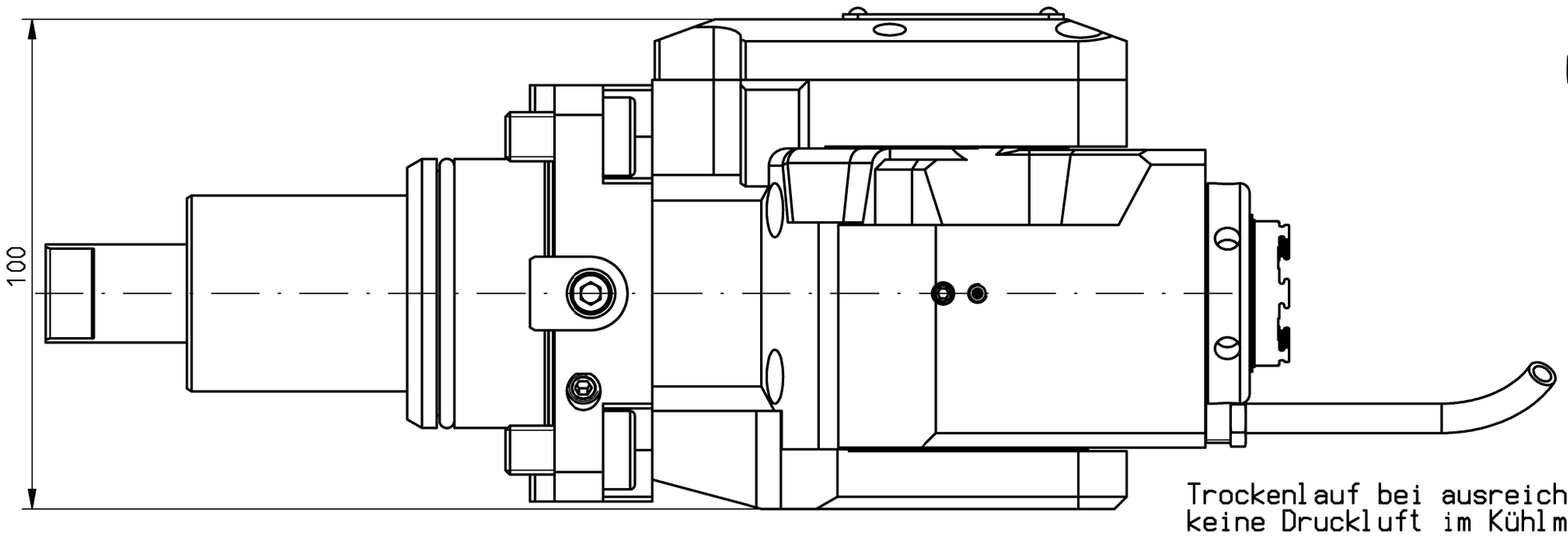

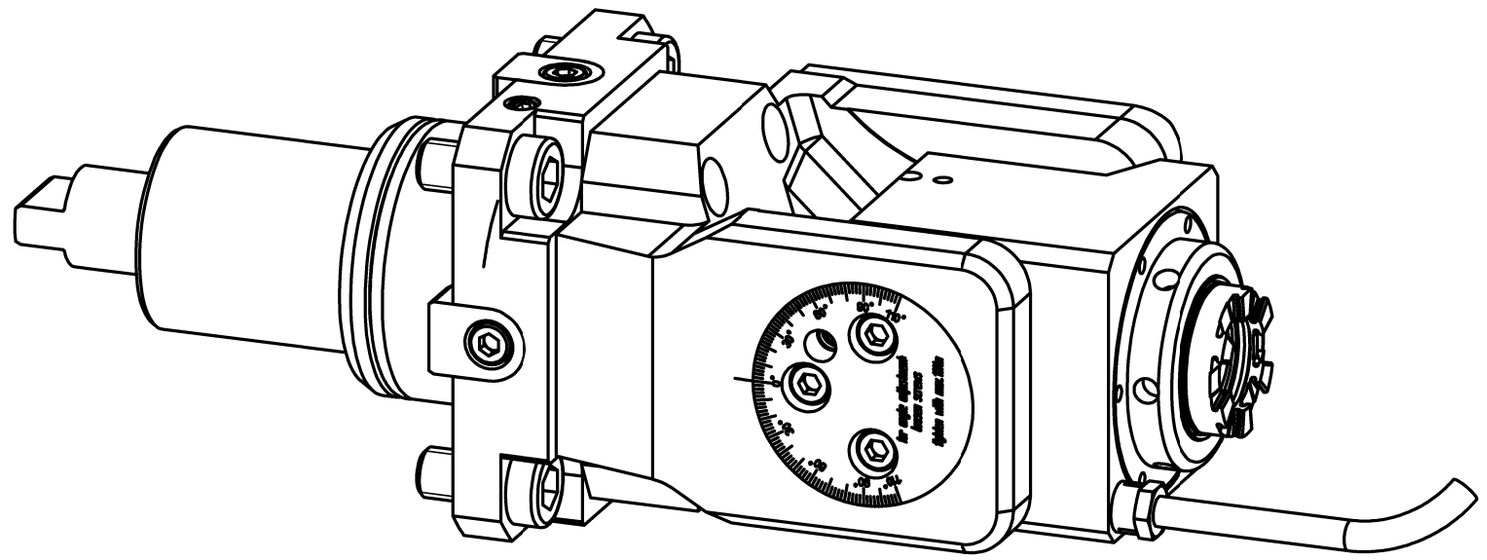

Trockenlauf bei ausreichender Abkühlphase konstant möglich.
keine Druckluft im Kühlmittel-Sytem zulässig
Max. Werkzeugtemperatur 90°C
continuous dry run possible with sufficient cooling phase.
no compressed air allowed in the cooling-system
Max. tool temperature 90°C.

n1(max) = 6500 U/min
n2(max) = 6500 U/min
M (max) = 24 Nm
i(n1/n2) = 1 : 1
p(max) = 70bar
Filterfeinheit: max. 0,05mm
grade of filtration: max. 0,05mm

Drehrichtungsumkehr
direction of rotation reversal

Kühlmittelzufuhr i.K. durch die Spindel
und e.K. über Spritzrohr
internal coolant supply through the spindle
and external coolant supply through pipes

Gewicht ca. 6kg
weigth around 6kg

A196396 ID-Nr.				Allg.Tol. ISO 2768-mK 08.07.2024	ZWN-BL	Maßstab 1:1
	manuelle Änderung					Werkstoff: Maßblatt
				Datum	Name	mimatic® Tool Systems
				Bearb. 25.05.2020	Holzheu	
				Gepr. 19.12.2022	Kropp	mimatic GmbH 87488 Betzigau – Westendstraße 3
				F/M/Q		Tel.: 0831/57444-0 Fax.: -90
				CAD: C:00171892.SZA		
				Zeichnungs-Nr.: 00057228		AGW-BMT-02-55-ER25-I i=1:1 +/-107°
01	Detailiert	20.06.2022	Filip			Blatt Bl.
Zust.	Änderung	Datum	Name	Urspr.		Ers. f.: Ers. d.: Plotserver

It is strictly prohibited to copy, reproduce or develop these drawings to third persons without having our written permission. A copyright violation involves a claim for damages and is indictable if it is premeditative done. - Only for Information. Will not be replaced if changed!