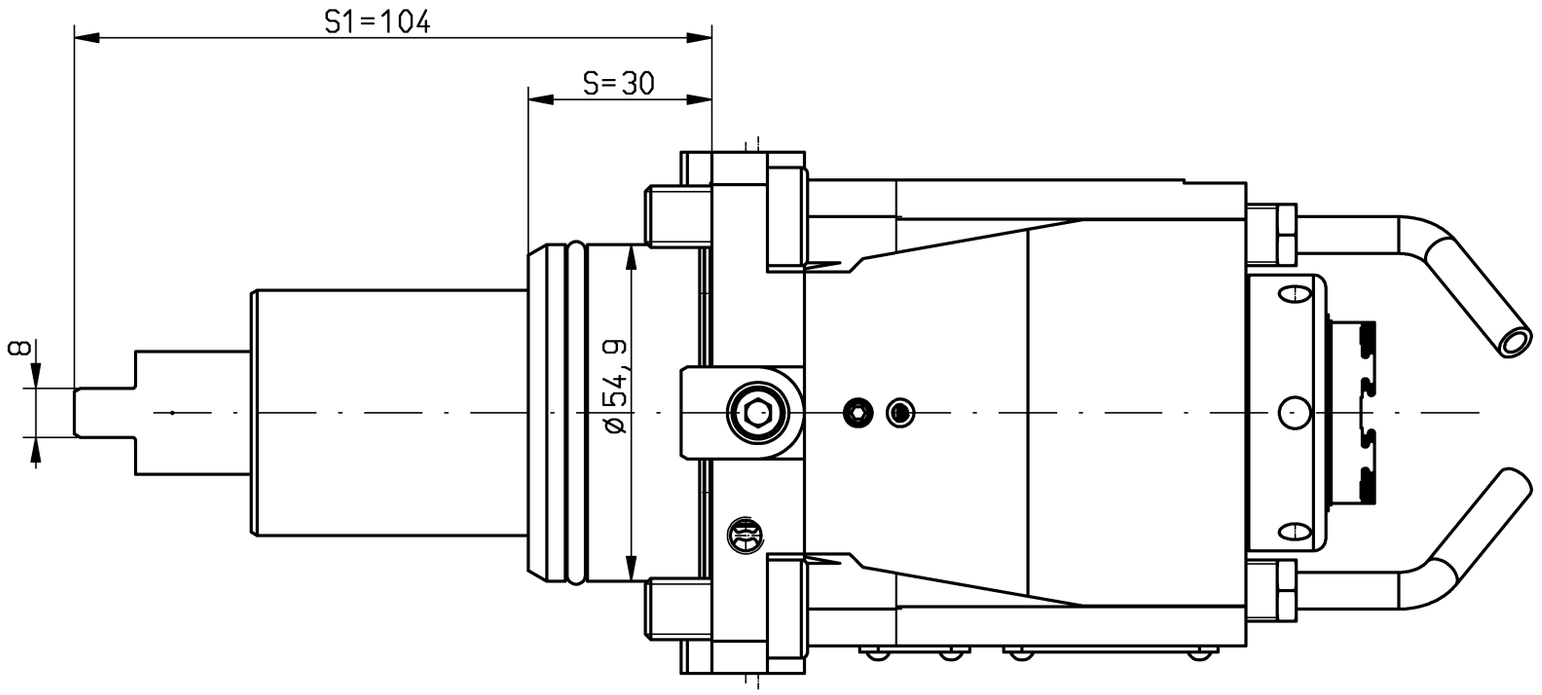

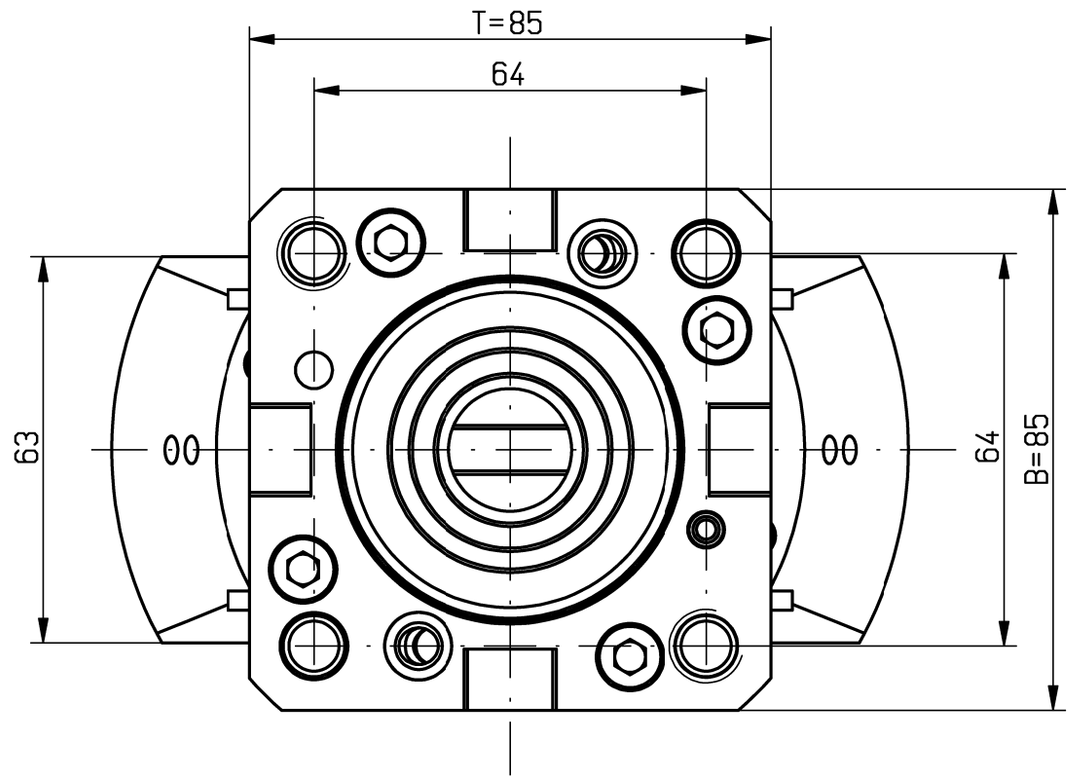

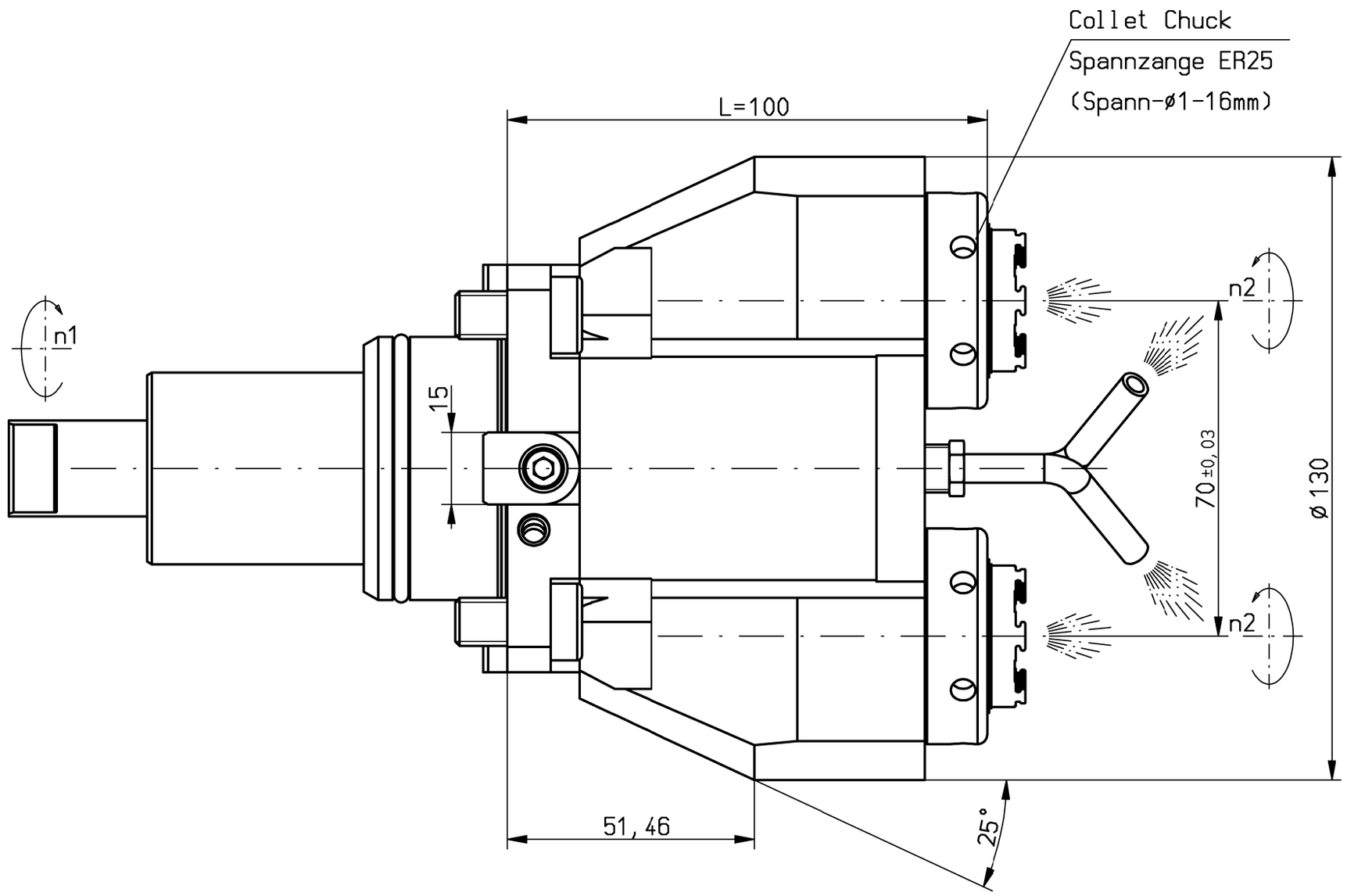

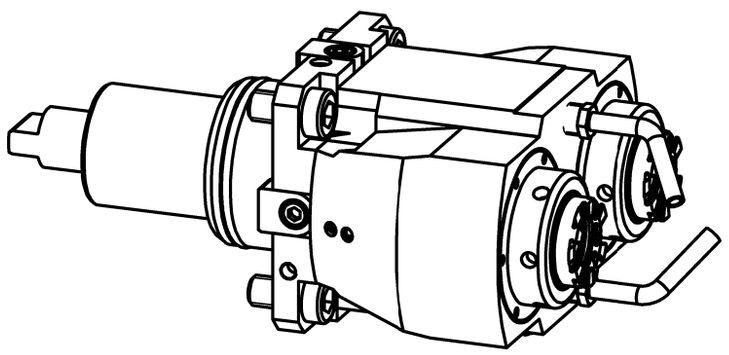

Trockenlauf bei ausreichender Abkühlphase konstant möglich.
keine Druckluft im Kühlmittel-System zulässig
Max. Werkzeugtemperatur 90°C
continuous dry run possible with sufficient cooling phase.
no compressed air allowed in the cooling-system
Max. tool temperature 90°C.

n1(max) = 6500 U/min
n2(max) = 6500 U/min
M (max) = 20 Nm pro Spindel
i(n1/n2) = 1 : 1
p(max) = 70bar
Filterfeinheit: 0,05mm
grade of filtration: 0,05mm

Drehrichtungsumkehr
direction of rotation reversal

Kühlmittelzufuhr i.K. durch die Spindel
und e.K. über Spritzrohr
internal coolant supply through the spindle
and external coolant supply through pipes

Gewicht ca. 6kg
weight around 6kg

A203804 ID-Nr.	Allg.Tol. ISO 2768-mK 17.07.2024	ZWN-BL	Maßstab 1:1 / 24203551
manuelle Änderung			Werkstoff: Maßblatt
	Datum	Name	mimatic® Tool Systems
	Bearb. 15.07.2024	Holzheu	mimatic 87488 Betzigau – Westendstraße 3
	Gepr. 15.07.2024	Holzheu	GmbH Tel.: 0831/57444-0 Fax.: -90
	F/M/Q		
	CAD: C:00184504.SZA		
	Zeichnungs-Nr.: 00063515		AGW-BMT-I-55-ER25-I / 1:1 L100 S1=104 A70-Y-Axis / Blatt Bl.
Zust. / Änderung	Datum	Name	Urspr. 00054858 / Ers. f.: / Ers. d.: Plotserver

It is strictly prohibited to copy, reproduce or develop these drawings to third persons without having our written permission. A copyright violation involves a claim for damages and is indictable if it is premediative done. - Only for Information. Will not be replaced if changed!