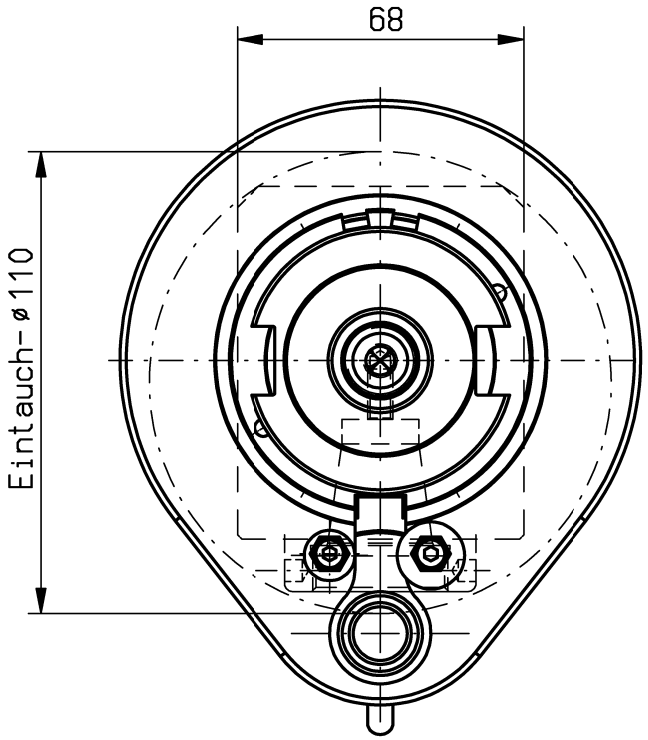

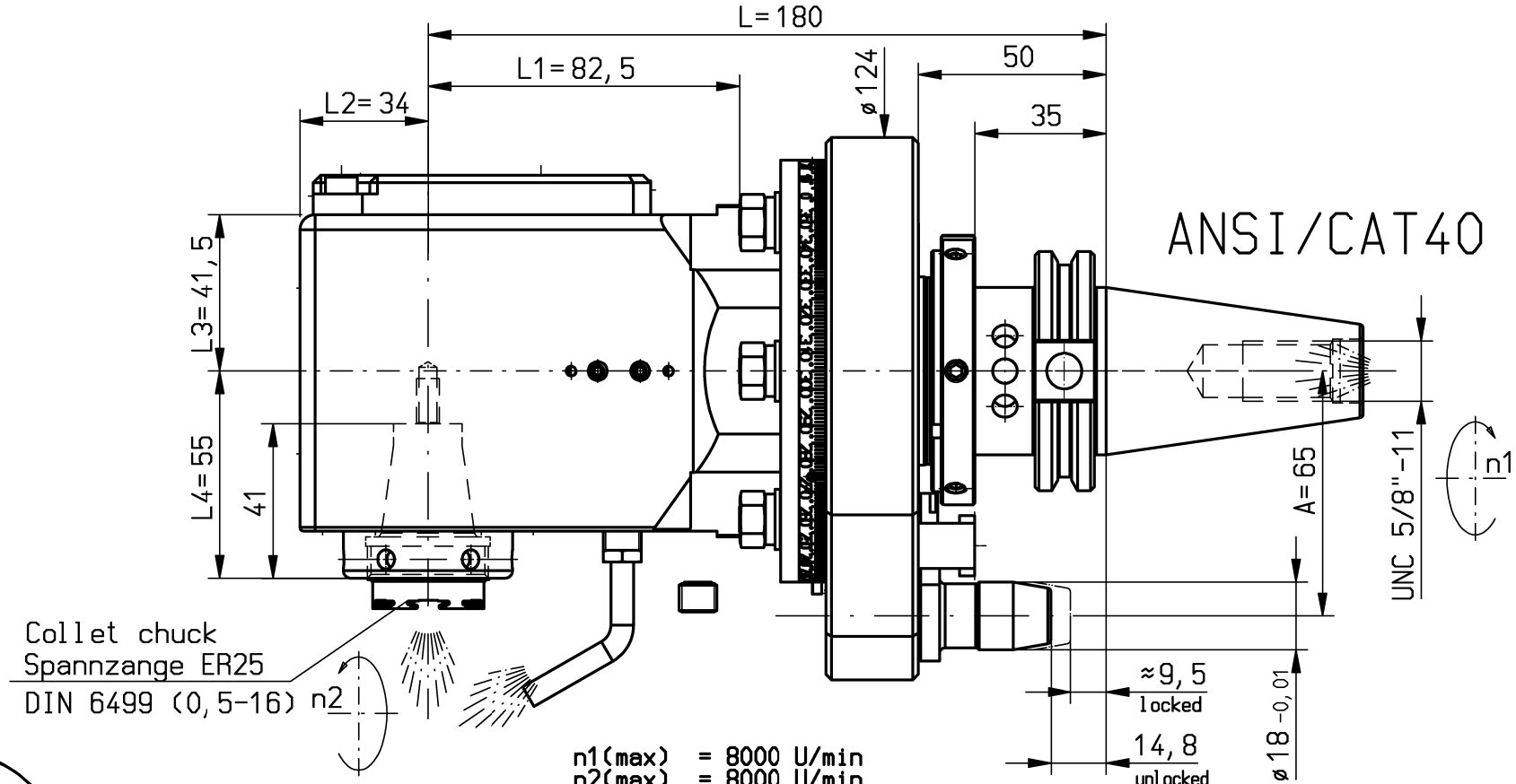

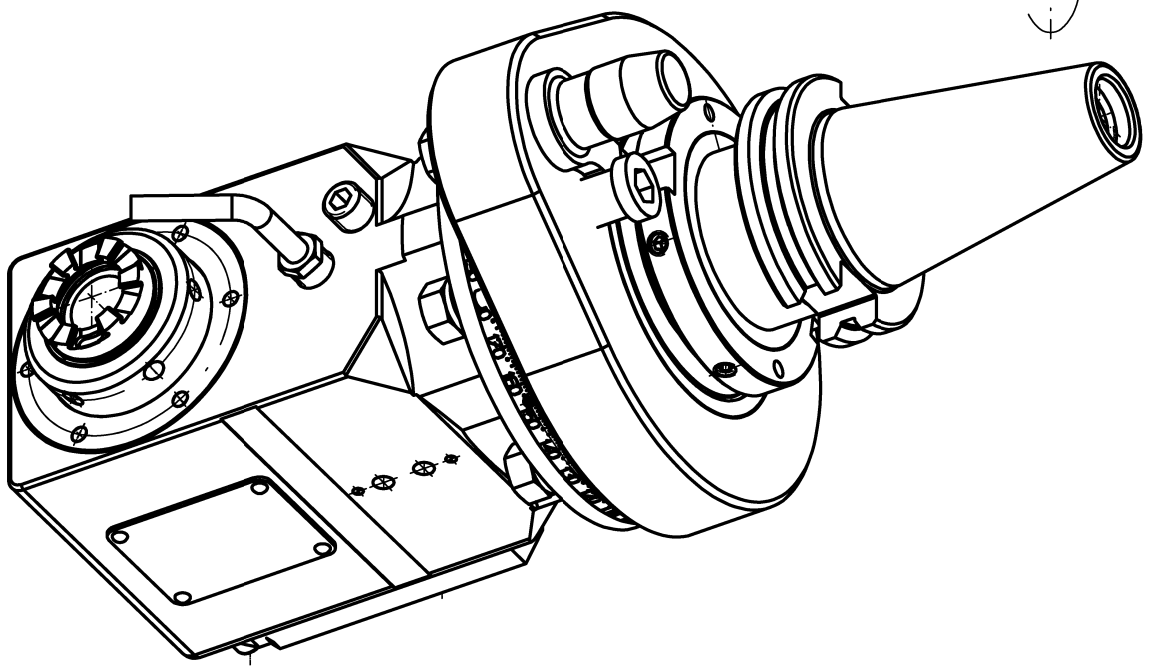

n1(max) = 8000 U/min
n2(max) = 8000 U/min
M (max) = 30 Nm
i(n1/n2) = 1 : 1
p(max) = 70bar
Filterfeinheit: max. 0,05mm
grade of filtration: max. 0,05mm

Drehrichtungsumkehr
direction of rotation reversal

Kühlmittelzufuhr i.K. durch die Spindel
und e.K. über Spritzrohr
internal coolant supply through the spindle
and external coolant supply through pipes

Kopf 360° drehbar
head 360° adjustable

Gewicht ca. 7kg
weight around 7kg

Trockenlauf bei ausreichender Abkühlphase konstant möglich.
keine Druckluft im Kühlmittel-Sytem zulässig
Max. Werkzeugtemperatur 90°C
continuous dry run possible with sufficient cooling phase.
no compressed air allowed in the cooling-system
Max. tool temperature 90°C.

A204614			ID-Nr.	Allg.Tol. ISO 2768-mK 22.11.2024		ZWN-Bl.	Maßstab 1:1 / 24207425
	manuelle Änderung						Werkstoff: Maßblatt
					Datum	Name	mimatic® Tool Systems
				Bearb.	22.05.2024	Kropp	mimatic GmbH 87488 Betzigau – Westendstraße 3
				Gepr.	22.11.2024	Holzheu	Tel.: 0831/57444-0 Fax.: -90
				F/M/Q			
				CAD: C:00186267.SZA			
				Zeichnungs-Nr.: 00063336			WK-SW5-LN-CAT40-ER25-ICE 1:1 L180 L1=80 ICE / Blatt Bl.
01	auf 3D-Ref-Teile geä	21.11.2024	Holzh				
Zust.	Änderung	Datum	Name	Urspr. 47386/61249			Ers. f.: / Ers. d.: Plotserver

It is strictly prohibited to copy, reproduce or develop these drawings to third persons without having our written permission. A copyright violation involves a claim for damages and is indictable if it is premediative done. - Only for Information. Will not be replaced if changed!