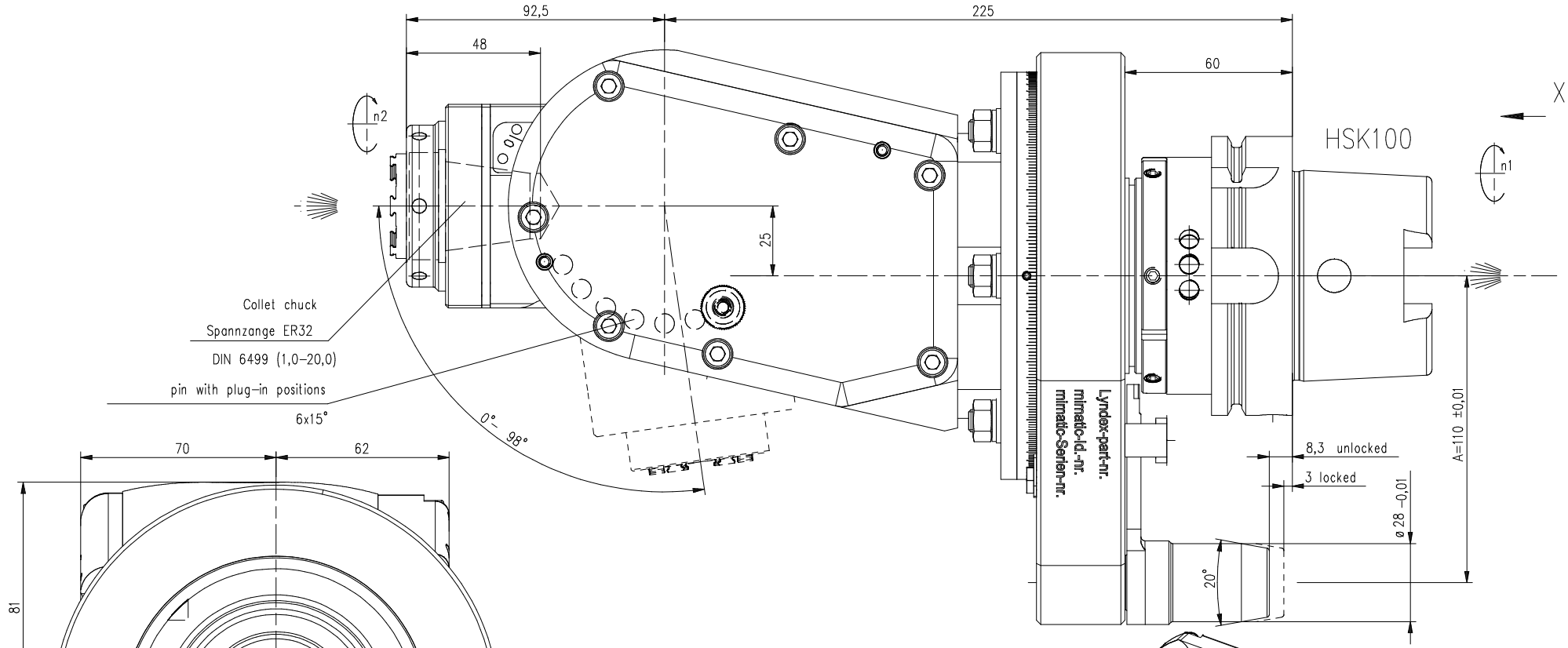

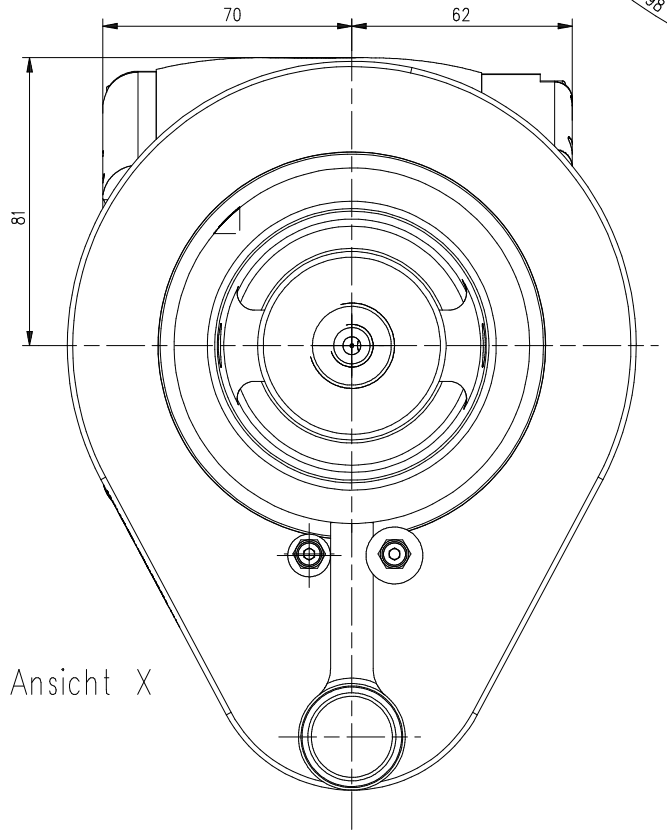

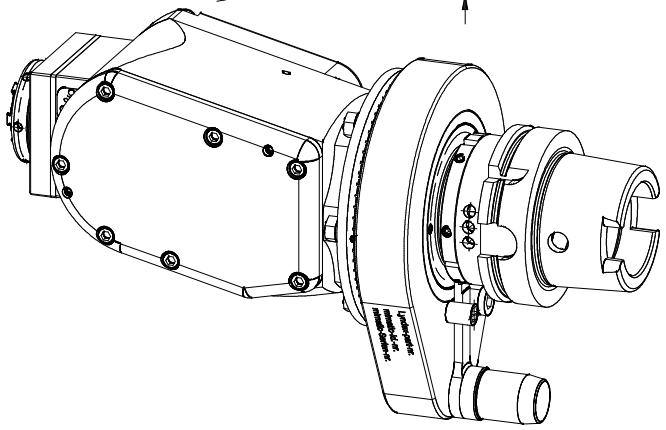

Trockenlauf bei ausreichender Abkühlphase konstant möglich.
keine Druckluft im Kühlmittel–Sytem zulässig
Max. Werkzeugtemperatur 90°C
continuous dry run possible with sufficient cooling phase.
no compressed air allowed in the cooling–system
Max. tool temperature 90°C.

n1(max) = 6000 U/min
n2(max) = 6000 U/min
M (max) = 70 Nm
i(n1/n2) = 1 : 1
p(max) = 70bar
Filterfeinheit: max. 0,05mm
grade of filtration: max. 0,05mm

keine Drehrichtungsumkehr
direction of rotation not reversal

Kühlmittelzufuhr i.K. durch die Spindel
internal coolant supply through the spindle

Kopf 360° drehbar
head 360° adjustable

Gewicht ca. 15kg
weight around 15kg

A200557	ID-Nr.	Allg.Tol. ISO 2768-mK	ZW-Bl.	Maßstab 1:1			
				Werkstoff: Maßblatt			
manuelle Änderung				Datum	Name	mimatic® Tool Systems	
				Bearb. 10.11.2023	Krapp	mimatic GmbH 87488 Betzigau – Westendstraße 3	
				Gepr. 10.11.2023	Krapp	Tel.: 0831/57444–0 Fax.: –90	
				F/M/Q			
				CAD: C:00180639.SZA			
				Zeichnungs-Nr.: 00062702		WK–WS7–LN–HSK100–ER32–I 1:1 L=225	Blatt Bl.
Zust.	Änderung	Datum	Name	Urspr. 00023237		Ers. f.:	Ers. d.:

It is strictly prohibited to copy, reproduce or develop these drawings to third persons without having our written permission. A copyright violation involves a claim for damages and is indictable if it is premeditative done. – Only for Information.
Will not be replaced if changed!