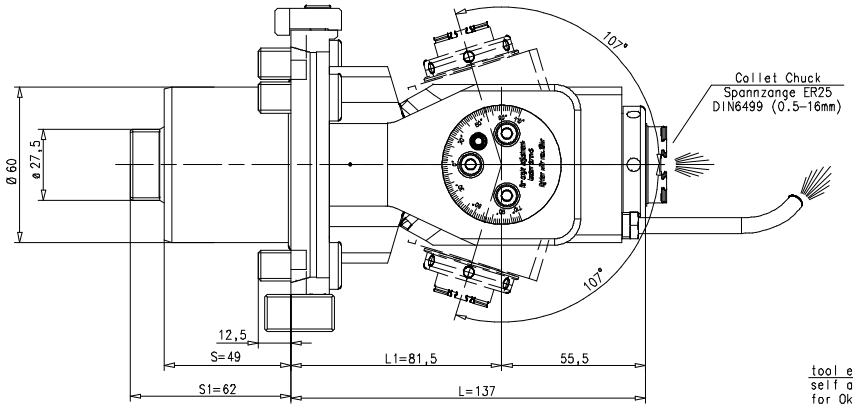

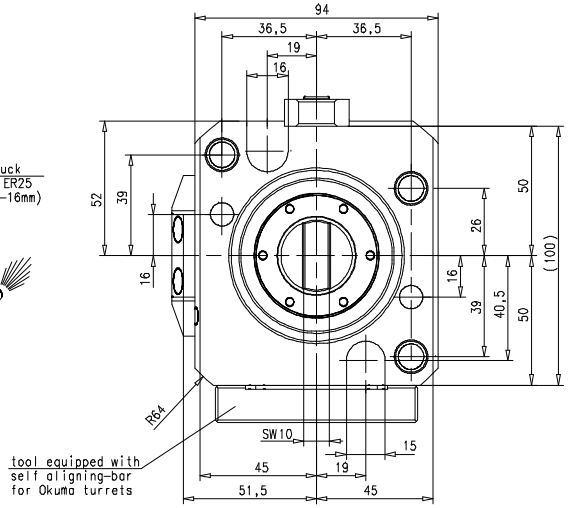

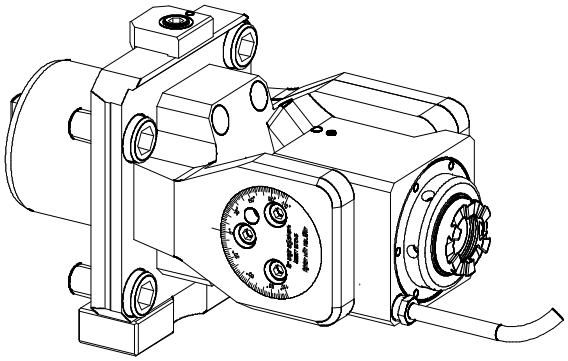

Trockenlauf bei ausreichender Abkühlphase konstant möglich.
Max. Werkzeugtemperatur 90°C
continuous dry run possible with sufficient cooling phase.
Max. tool temperature 90°C.

n1(max) = 10000 U/min
n2(max) = 10000 U/min
M (max) = 24 Nm
i(n1/n2) = 1 : 1
p(max) = 70bar
Filterfeinheit: max. 0,05mm
grade of filtration: max. 0,05mm

keine Drehrichtungsumkehr
direction of rotation not reversal

Kühlmittelzufuhr i.K. durch die Spindel
und e.K. über Spritzrohr
internal coolant supply through the spindle
and external coolant supply through pipes

Gewicht ca. 6kg
weigth around 6kg

A196361	ID-Nr.	Allg.Tol. ISO 2768-mK	ZW-Bl.	Maßstab 1:1	24203551		
				Werkstoff: Maßblatt			
	Manuelle Änderung	Datum	Name	mimatic Tool Systems			
		Bearb. 23.08.2021	Schmalholz	mimatic 87488 Betzigau - Westendstraße 3			
		Gepr. 10.07.2024	Krapp	GmbH Tel.:0831/57444-0 Fax.:-90			
		F/M/O					
		Gdb C:00184386.SZA					
		Zeichnungs-Nr.: 00059571		AGW-OK-02-60-ER25-I		Blatt	
02	auf neue Ausrichtlei 09.07.2024 Holzh			1:1 L1=80 S1=62 24Nm			
01	ausdokuliert 05.07.2024 Holzh						Bl.
Zust.	Änderung Datum Name	Urspr. 00052306		Ers. f.:	Ers. d.:		

It is strictly prohibited to copy, reproduce or develop these drawings to third persons without having our written permission. A copyright violation involves a claim for damages and is indictable if it is premeditative done. - Only for information. Will not be replaced if changed.